


O B S A H

- F2 – 1 Situace**
F2 – 2 Denní průběh dopravy, druhy vozidel
F2 – 3 Rozbor dálkovosti jízd – tabulka
F2 – 4 Rozbor dálkovosti jízd – graf

MATICE PŘEPRAVNÍCH VZTAHŮ

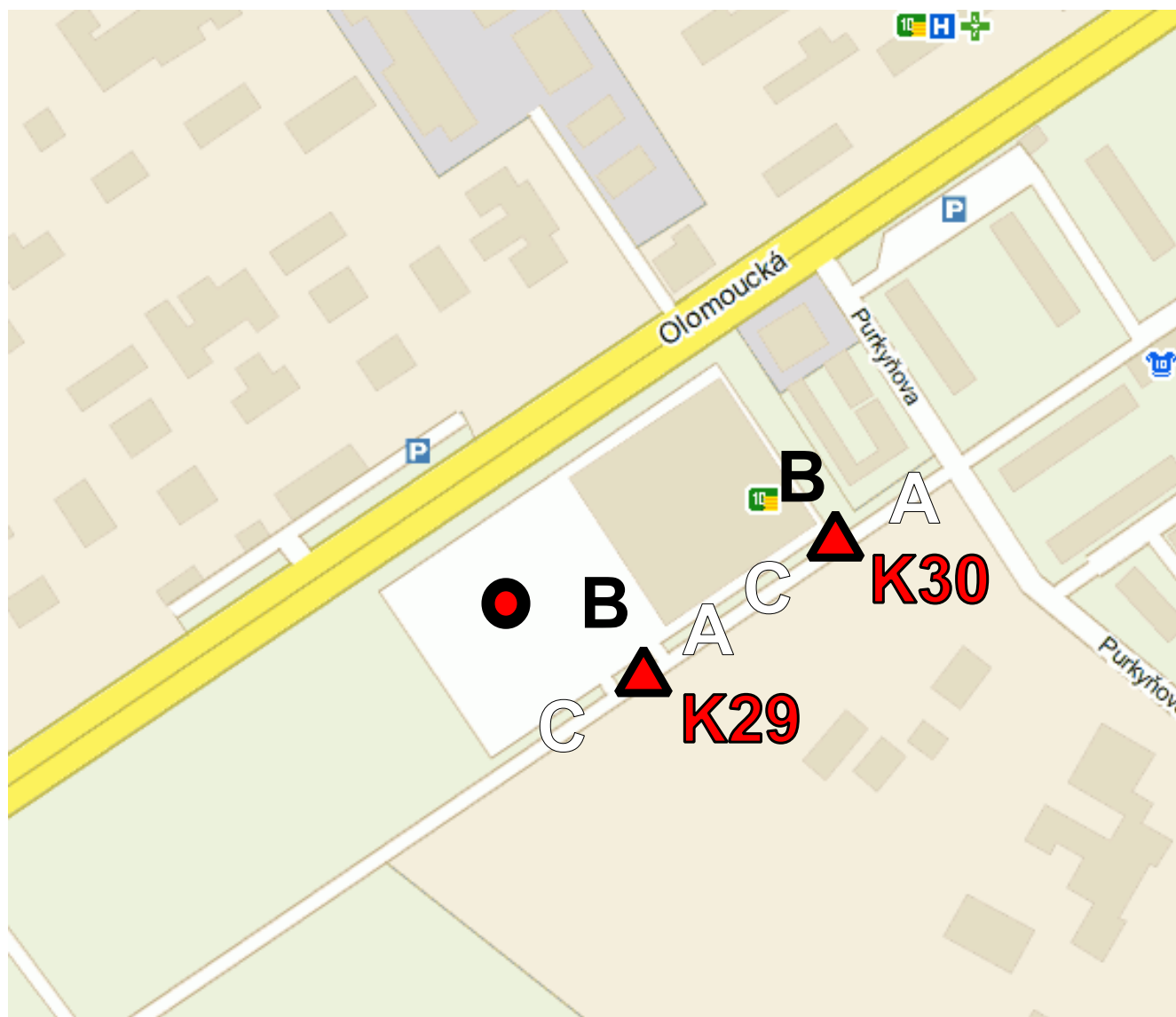
- F2 – 5 Jízdy všech vozidel**
F2 – 6 Jízdy osobních automobilů
F2 – 7 Jízdy těžkých vozidel
F2 – 8 Jízdy kamionů

DEN KONÁNÍ PRŮZKUMU: ÚTERÝ 20. ČERVNA 2006 8 – 20 HOD. PARKOVIŠTĚ
8 – 20 HOD. KŘÍŽOVATKY U PARKOVIŠTĚ

			MOTT MACDONALD Praha, spol. s r.o.	
Zodpovědný projektant: Ing. Petr Šanca			Národní 984/15, 110 00 Praha 1 Telefon: +420 221 412 800 Fax: +420 221 412 810 e-mail: mottmac@mottmac.cz IČO: 48588733	
Vypracoval: Ing. Petr Šanca			Zapsaný v OR vedeným Městským soudem v Praze, oddíl C, vložka 14051	
Kreslil: Ing. Petr Šanca				
Okres: Opava				
Objednatel: Statutární město Opava				
Název akce: MĚSTO OPAVA MODEL INDIVIDUÁLNÍ AUTOMOBILOVÉ DOPRAVY			Datum	prosinec 2006
			Měřítko	
			Číslo zakázky	225228BA02
			Číslo soupravy 1	Číslo výkresu F2
Název výkresu: PARKOVIŠTĚ U OBCHODNÍCH CENTER M17 – HYPERNOVA				

SITUACE

M17 HYPERNOVA



LEGENDA:

 stanoviště sledovaného parkoviště

K29  stanoviště sčítání odbočujících proudů na křižovatce

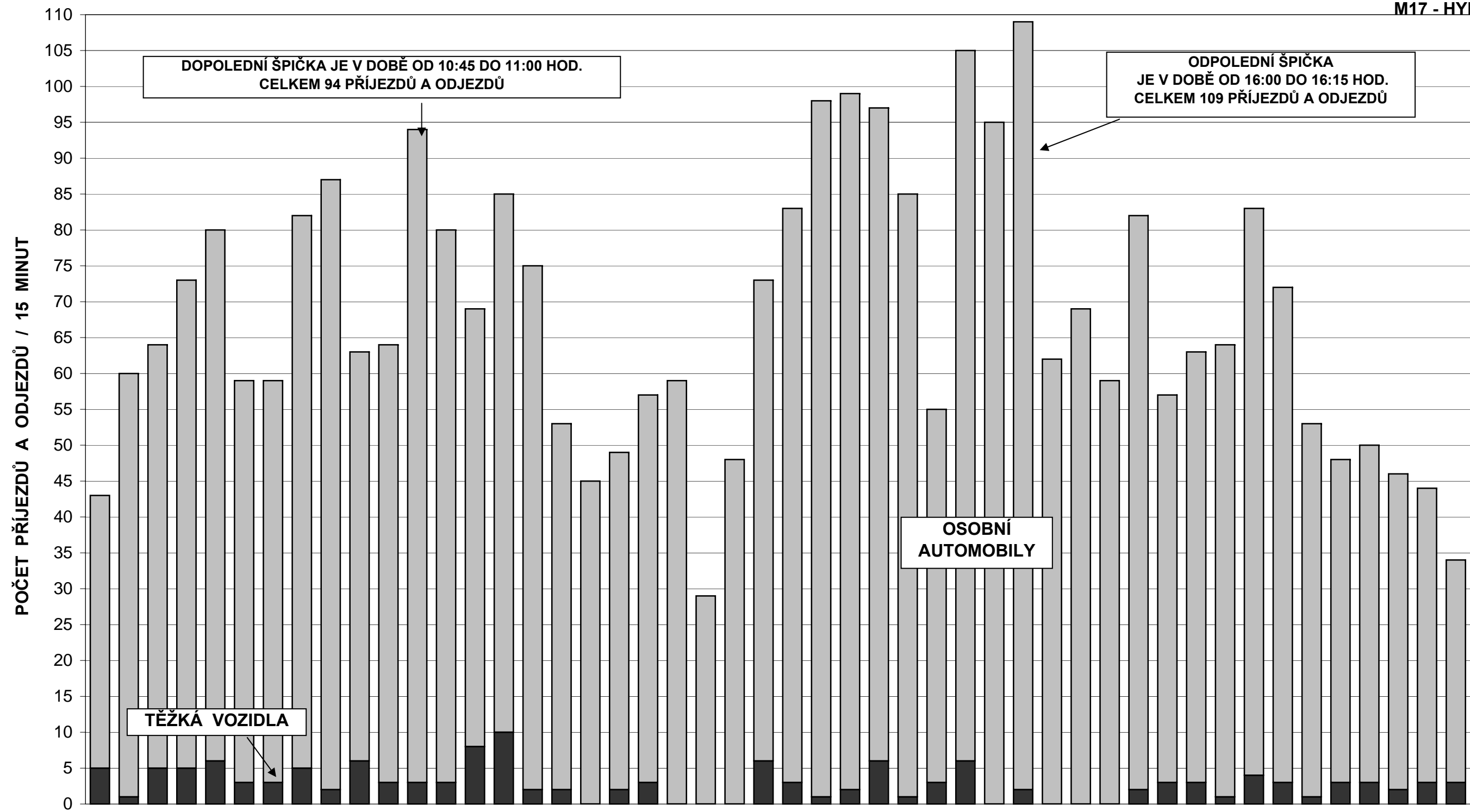
A ramena křižovatek

B označení ramen křižovatek, ze kterých byly odvozeny celkové objemy dopravy do obchodního centra

TABULKA F2 - 1

DENNÍ PRŮBĚH DOPRAVY

M17 - HYPERNOVA



DO OD	OSOBNÍ	38	59	59	68	74	56	56	77	85	57	61	91	77	61	75	73	51	45	47	54	59	29	48	67	80	97	97	91	84	52	99	95	107	62	69	59	80	54	60	63	79	69	52	45	47	44	41	31	3,124	3,124													
	TĚŽKÁ	5	1	5	5	6	3	3	5	2	6	3	3	3	8	10	2	2	0	2	3	54	0	0	48	6	3	80	1	97	2	97	6	91	84	3	69	0	59	2	3	54	3	60	1	63	4	79	3	69	1	52	3	45	3	47	2	44	3	41	3	31	138	138
	CELKEM	43	60	64	73	80	59	59	82	87	63	64	94	80	69	85	75	53	45	49	57	59	29	48	73	83	98	99	97	85	55	105	95	109	62	69	59	82	57	63	64	83	72	53	48	50	46	44	34	3,262	3,262													
		08:00 - 08:15	08:15 - 08:30	08:30 - 08:45	08:45 - 09:00	09:00 - 09:15	09:15 - 09:30	09:30 - 09:45	09:45 - 10:00	10:00 - 10:15	10:15 - 10:30	10:30 - 10:45	10:45 - 11:00	11:00 - 11:15	11:15 - 11:30	11:30 - 11:45	11:45 - 12:00	12:00 - 12:15	12:15 - 12:30	12:30 - 12:45	12:45 - 13:00	13:00 - 13:15	13:15 - 13:30	13:30 - 13:45	13:45 - 14:00	14:00 - 14:15	14:15 - 14:30	14:30 - 14:45	14:45 - 15:00	15:00 - 15:15	15:15 - 15:30	15:30 - 15:45	15:45 - 16:00	16:00 - 16:15	16:15 - 16:30	16:30 - 16:45	16:45 - 17:00	17:00 - 17:15	17:15 - 17:30	17:30 - 17:45	17:45 - 18:00	18:00 - 18:15	18:15 - 18:30	18:30 - 18:45	18:45 - 19:00	19:00 - 19:15	19:15 - 19:30	19:30 - 19:45	19:45 - 20:00	ZA PRŮZKUM	ZA 24 HOD.													

TABULKA F2 - 2

ROZBOR DÁLKOVOSTI JÍZD - TABULKA

ZA CELÝ PRŮZKUM (12 HOD.)

UVEDENA JSOU POUZE TA VOZIDLA, JEJICHŽ ŘIDIČI ODPOVÍDALI V ANKETĚ

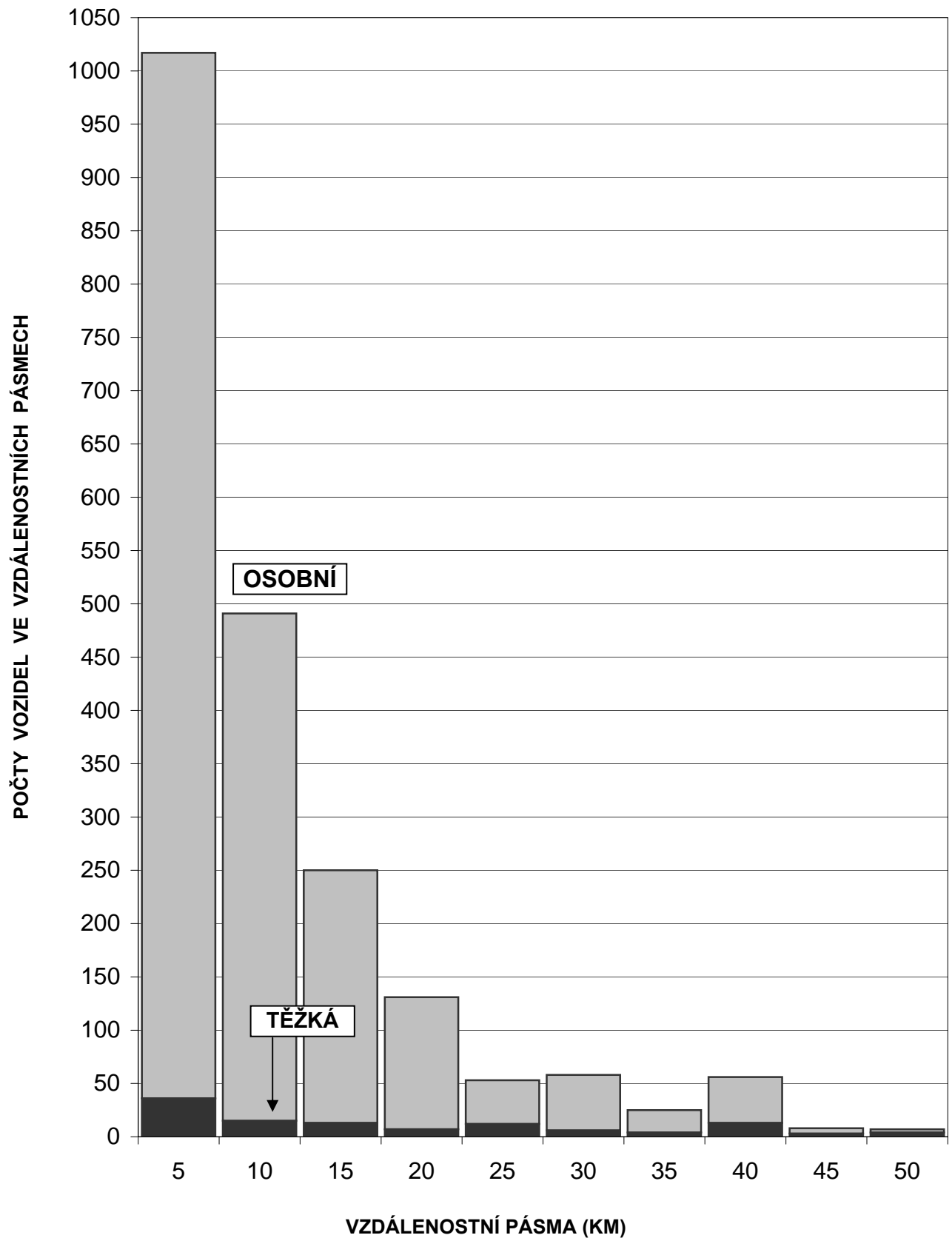
PÁSMO (KM)		OSOBNÍ		TĚŽKÁ		CELKEM	
OD	DO	POČET	%	POČET	%	POČET	%
0	5	981	47.5%	36	24.0%	1017	45.9%
5	10	476	23.1%	15	10.0%	491	22.2%
10	15	237	11.5%	13	8.7%	250	11.3%
15	20	124	6.0%	7	4.7%	131	5.9%
20	25	41	2.0%	12	8.0%	53	2.4%
25	30	52	2.5%	6	4.0%	58	2.6%
30	35	21	1.0%	4	2.7%	25	1.1%
35	40	43	2.1%	13	8.7%	56	2.5%
40	45	5	0.2%	3	2.0%	8	0.4%
45	50	3	0.1%	4	2.7%	7	0.3%
50	55	10	0.5%	0	0.0%	10	0.5%
55	60	8	0.4%	3	2.0%	11	0.5%
60	65	3	0.1%	10	6.7%	13	0.6%
65	70	7	0.3%	6	4.0%	13	0.6%
70	75	19	0.9%	7	4.7%	26	1.2%
75	80	2	0.1%	0	0.0%	2	0.1%
80	85	4	0.2%	0	0.0%	4	0.2%
85	90	0	0.0%	0	0.0%	0	0.0%
90	95	5	0.2%	0	0.0%	5	0.2%
95	100	5	0.2%	4	2.7%	9	0.4%
100	105	1	0.0%	2	1.3%	3	0.1%
105	110	0	0.0%	0	0.0%	0	0.0%
110	115	0	0.0%	0	0.0%	0	0.0%
115	120	0	0.0%	0	0.0%	0	0.0%
120	125	0	0.0%	0	0.0%	0	0.0%
125	130	0	0.0%	0	0.0%	0	0.0%
130	135	1	0.0%	0	0.0%	1	0.0%
135	140	0	0.0%	0	0.0%	0	0.0%
140	145	0	0.0%	0	0.0%	0	0.0%
145	150	0	0.0%	0	0.0%	0	0.0%
150	155	10	0.5%	3	2.0%	13	0.6%
155	160	0	0.0%	0	0.0%	0	0.0%
160	165	0	0.0%	0	0.0%	0	0.0%
165	170	0	0.0%	0	0.0%	0	0.0%
170	175	0	0.0%	0	0.0%	0	0.0%
175	180	0	0.0%	0	0.0%	0	0.0%
180	185	0	0.0%	0	0.0%	0	0.0%
185	190	0	0.0%	0	0.0%	0	0.0%
190	195	0	0.0%	0	0.0%	0	0.0%
195	200	1	0.0%	0	0.0%	1	0.0%
200	205	0	0.0%	2	1.3%	2	0.1%
205	210	0	0.0%	0	0.0%	0	0.0%
210	1210	5	0.2%	0	0.0%	5	0.2%
Celkem		2064		150		2214	
Prům. délka jízdy (km)		13		34		14	
Dopravní výkon (vozokm)		26130		5029		31159	

M17 - HYPERNOVA

ROZBOR DÁLKOVOSTI JÍZD - GRAF

ZA CELÝ PRŮZKUM (12 HOD.)

POČTY JÍZD VOZIDEL VE VZDÁLENOSTNÍCH PÁSMECH



TABULKA F2 - 4

JÍZDY VŠECH VOZIDEL - M17
JÍZDY VOZIDEL ZA 24 HODIN V PRACOVNÍM DNU V ROCE 2006
HYPERNOVA

DO			OBLASTI OPAVY																							VJEZDY													CELKEM		
			01	02	03	04	05	06	07	08	09	10	11	12	13	14	15	M16	M17	M18	M19	M20	M21	M22	M23	SUMA	V01	V02	V03	V04	V05	V06	V07	V08	V09	V10	V11	V12		SUMA	
OBLASTI OPAVY	CENTRUM		OP01	0	0	0	0	0	0	0	0	0	0	0	0	0	0	0	121	0	0	0	0	0	0	0	121	0	0	0	0	0	0	0	0	0	0	0	0	0	121
	OKRUH		OP02	0	0	0	0	0	0	0	0	0	0	0	0	0	0	0	13	0	0	0	0	0	0	0	13	0	0	0	0	0	0	0	0	0	0	0	0	13	
	TYRŠOVA		OP03	0	0	0	0	0	0	0	0	0	0	0	0	0	0	0	16	0	0	0	0	0	0	0	16	0	0	0	0	0	0	0	0	0	0	0	0	16	
	BEZRUČOVO NÁMĚSTÍ		OP04	0	0	0	0	0	0	0	0	0	0	0	0	0	0	0	89	0	0	0	0	0	0	0	89	0	0	0	0	0	0	0	0	0	0	0	0	89	
	MAŘÁDKOVA		OP05	0	0	0	0	0	0	0	0	0	0	0	0	0	0	0	15	0	0	0	0	0	0	0	15	0	0	0	0	0	0	0	0	0	0	0	15		
	KATEŘINKY		OP06	0	0	0	0	0	0	0	0	0	0	0	0	0	0	0	95	0	0	0	0	0	0	0	95	0	0	0	0	0	0	0	0	0	0	0	95		
	TĚŠÍNSKÁ		OP07	0	0	0	0	0	0	0	0	0	0	0	0	0	0	0	30	0	0	0	0	0	0	0	30	0	0	0	0	0	0	0	0	0	0	0	30		
	KYLEŠOVICE		OP08	0	0	0	0	0	0	0	0	0	0	0	0	0	0	0	70	0	0	0	0	0	0	0	70	0	0	0	0	0	0	0	0	0	0	0	70		
	PŘEDMĚSTÍ		OP09	0	0	0	0	0	0	0	0	0	0	0	0	0	0	0	326	0	0	0	0	0	0	0	326	0	0	0	0	0	0	0	0	0	0	0	0	326	
	KRNOVSKÁ		OP10	0	0	0	0	0	0	0	0	0	0	0	0	0	0	0	50	0	0	0	0	0	0	0	50	0	0	0	0	0	0	0	0	0	0	0	50		
	WOLKEROVA		OP11	0	0	0	0	0	0	0	0	0	0	0	0	0	0	0	15	0	0	0	0	0	0	0	15	0	0	0	0	0	0	0	0	0	0	0	15		
	PŘEMYSLOVCŮ		OP12	0	0	0	0	0	0	0	0	0	0	0	0	0	0	0	11	0	0	0	0	0	0	0	11	0	0	0	0	0	0	0	0	0	0	0	11		
	FORMANKA		OP13	0	0	0	0	0	0	0	0	0	0	0	0	0	0	0	5	0	0	0	0	0	0	0	5	0	0	0	0	0	0	0	0	0	0	0	5		
	PALHANEC		OP14	0	0	0	0	0	0	0	0	0	0	0	0	0	0	0	12	0	0	0	0	0	0	0	12	0	0	0	0	0	0	0	0	0	0	0	12		
	OTICE		OP15	0	0	0	0	0	0	0	0	0	0	0	0	0	0	0	76	0	0	0	0	0	0	0	76	0	0	0	0	0	0	0	0	0	0	0	76		
HYPERMARKETY	TERNO		M16	0	0	0	0	0	0	0	0	0	0	0	0	0	0	0	11	0	0	0	0	0	0	11	0	0	0	0	0	0	0	0	0	0	0	0	11		
	HYPERNOVA		M17	73	8	17	81	13	78	17	59	256	52	20	11	1	3	91	8	0	12	12	2	0	6	17	837	11	35	61	36	294	46	149	18	66	48	30	0	794	1631
	GLOBUS		M18	0	0	0	0	0	0	0	0	0	0	0	0	0	0	0	10	0	0	0	0	0	0	10	0	0	0	0	0	0	0	0	0	0	0	0	10		
	KAUFLAND		M19	0	0	0	0	0	0	0	0	0	0	0	0	0	0	0	21	0	0	0	0	0	0	21	0	0	0	0	0	0	0	0	0	0	0	0	21		
	PENNY MARKET		M20	0	0	0	0	0	0	0	0	0	0	0	0	0	0	0	0	0	0	0	0	0	0	0	0	0	0	0	0	0	0	0	0	0	0	0			
	ALBERT		M21	0	0	0	0	0	0	0	0	0	0	0	0	0	0	0	0	0	0	0	0	0	0	0	0	0	0	0	0	0	0	0	0	0	0	0			
	LIDL		M22	0	0	0	0	0	0	0	0	0	0	0	0	0	0	0	6	0	0	0	0	0	0	6	0	0	0	0	0	0	0	0	0	0	0	0	6		
	OC SILESIA		M23	0	0	0	0	0	0	0	0	0	0	0	0	0	0	0	13	0	0	0	0	0	0	13	0	0	0	0	0	0	0	0	0	0	0	0	13		
SUMA			73	8	17	81	13	78	17	59	256	52	20	11	1	3	91	8	1005	12	12	2	0	6	17	1842	11	35	61	36	294	46	149	18	66	48	30	0	794	2636	
VJEZDY	MK		VÁVROVICE	V01	0	0	0	0	0	0	0	0	0	0	0	0	0	0	9	0	0	0	0	0	0	9	0	0	0	0	0	0	0	0	0	0	0	0	9		
	57		KRNOV	V02	0	0	0	0	0	0	0	0	0	0	0	0	0	0	35	0	0	0	0	0	0	35	0	0	0	0	0	0	0	0	0	0	0	0	35		
	11		BRUNTÁL	V03	0	0	0	0	0	0	0	0	0	0	0	0	0	0	63	0	0	0	0	0	0	63	0	0	0	0	0	0	0	0	0	0	0	0	63		
	4609		ZLATNÍKY	V04	0	0	0	0	0	0	0	0	0	0	0	0	0	0	22	0	0	0	0	0	0	22	0	0	0	0	0	0	0	0	0	0	0	0	22		
	46		OLOMOUC	V05	0	0	0	0	0	0	0	0	0	0	0	0	0	0	170	0	0	0	0	0	0	170	0	0	0	0	0	0	0	0	0	0	0	0	170		
	443		UHLÍŘOV	V06	0	0	0	0	0	0	0	0	0	0	0	0	0	0	36	0	0	0	0	0	0	36	0	0	0	0	0	0	0	0	0	0	0	0	36		
	57		HRADEC N. M.	V07	0	0	0	0	0	0	0	0	0	0	0	0	0	0	112	0	0	0	0	0	0	112	0	0	0	0	0	0	0	0	0	0	0	0	112		
	464		RADUŇ	V08	0	0	0	0	0	0	0	0	0	0	0	0	0	0	15	0	0	0	0	0	0	15	0	0	0	0	0	0	0	0	0	0	0	15			
	11		OSTRAVA	V09	0	0	0	0	0	0	0	0	0	0	0	0	0	0	76	0	0	0	0	0	0	76	0	0	0	0	0	0	0	0	0	0	0	76			
	56		KRAVAŘE	V10	0	0	0	0	0	0	0	0	0	0	0	0	0	0	59	0	0	0	0	0	0	59	0	0	0	0	0	0	0	0	0	0	0	59			
	46		RATIBOŘ	V11	0	0	0	0	0	0	0	0	0	0	0	0	0	0	29	0	0	0	0	0	0	29	0	0	0	0	0	0	0	0	0	0	0	29			
	01129		PILSZCZ	V12	0	0	0	0	0	0	0	0	0	0	0	0	0	0	0	0	0	0	0	0	0	0	0	0	0	0	0	0	0	0	0	0	0	0			
SUMA			0	0	0	0	0	0	0	0	0	0	0	0	0	0	0	626	0	0	0	0	0	0	626	0	0	0	0	0	0	0	0	0	0	0	0	626			
CELKEM			73	8	17	81	13	78	17	59	256	52	20	11	1	3	91	8	1631	12	12	2	0	6	17	2468	11	35	61	36	294	46	149	18	66	48	30	0	794	3262	

TABULKA F2 - 5

JÍZDY OSOBNÍCH AUTOMOBILŮ - M17

JÍZDY VOZIDEL ZA 24 HODIN V PRACOVNÍM DNU V ROCE 2006
HYPERNOVA

DO				OBLASTI OPAVY																				VJEZDY													CELKEM					
Z				01	02	03	04	05	06	07	08	09	10	11	12	13	14	15	M16	M17	M18	M19	M20	M21	M22	M23	SUMA	V01	V02	V03	V04	V05	V06	V07	V08	V09		V10	V11	V12	SUMA	
OBLASTI OPAVY	CENTRUM	OP01		0	0	0	0	0	0	0	0	0	0	0	0	0	0	0	0	117	0	0	0	0	0	0	0	117	0	0	0	0	0	0	0	0	0	0	0	0	0	117
	OKRUH	OP02	0		0	0	0	0	0	0	0	0	0	0	0	0	0	0	0	13	0	0	0	0	0	0	13	0	0	0	0	0	0	0	0	0	0	0	0	0	13	
	TYRŠOVA	OP03	0	0		0	0	0	0	0	0	0	0	0	0	0	0	0	0	15	0	0	0	0	0	0	15	0	0	0	0	0	0	0	0	0	0	0	0	0	15	
	BEZRUČOVO NÁMĚSTÍ	OP04	0	0	0		0	0	0	0	0	0	0	0	0	0	0	0	0	88	0	0	0	0	0	0	88	0	0	0	0	0	0	0	0	0	0	0	0	0	88	
	MAŘÁDKOVA	OP05	0	0	0	0		0	0	0	0	0	0	0	0	0	0	0	0	12	0	0	0	0	0	0	12	0	0	0	0	0	0	0	0	0	0	0	0	0	12	
	KATEŘINKY	OP06	0	0	0	0	0		0	0	0	0	0	0	0	0	0	0	0	94	0	0	0	0	0	0	94	0	0	0	0	0	0	0	0	0	0	0	0	0	94	
	TĚŠÍNSKÁ	OP07	0	0	0	0	0	0		0	0	0	0	0	0	0	0	0	0	30	0	0	0	0	0	0	30	0	0	0	0	0	0	0	0	0	0	0	0	0	30	
	KYLEŠOVICE	OP08	0	0	0	0	0	0	0		0	0	0	0	0	0	0	0	0	70	0	0	0	0	0	0	70	0	0	0	0	0	0	0	0	0	0	0	0	0	70	
	PŘEDMĚSTÍ	OP09	0	0	0	0	0	0	0	0		0	0	0	0	0	0	0	0	324	0	0	0	0	0	0	324	0	0	0	0	0	0	0	0	0	0	0	0	0	324	
	KRNOVSKÁ	OP10	0	0	0	0	0	0	0	0	0		0	0	0	0	0	0	0	48	0	0	0	0	0	0	48	0	0	0	0	0	0	0	0	0	0	0	0	0	48	
	WOLKEROVA	OP11	0	0	0	0	0	0	0	0	0	0		0	0	0	0	0	0	15	0	0	0	0	0	0	15	0	0	0	0	0	0	0	0	0	0	0	0	0	15	
	PŘEMYSLOVCŮ	OP12	0	0	0	0	0	0	0	0	0	0	0		0	0	0	0	0	11	0	0	0	0	0	0	11	0	0	0	0	0	0	0	0	0	0	0	0	0	11	
	FORMANKA	OP13	0	0	0	0	0	0	0	0	0	0	0	0		0	0	0	0	5	0	0	0	0	0	0	5	0	0	0	0	0	0	0	0	0	0	0	0	0	5	
	PALHANEC	OP14	0	0	0	0	0	0	0	0	0	0	0	0	0		0	0	0	12	0	0	0	0	0	0	12	0	0	0	0	0	0	0	0	0	0	0	0	0	12	
	OTICE	OP15	0	0	0	0	0	0	0	0	0	0	0	0	0	0		0	0	74	0	0	0	0	0	0	74	0	0	0	0	0	0	0	0	0	0	0	0	0	74	
HYPERMARKETY	TERNO	M16	0	0	0	0	0	0	0	0	0	0	0	0	0	0	0	0	0	11	0	0	0	0	0	0	11	0	0	0	0	0	0	0	0	0	0	0	0	0	11	
	HYPERNOVA	M17	71	8	16	75	12	78	17	59	253	51	20	11	1	3	89	7	0	12	12	2	0	6	15	818	10	28	61	36	280	46	139	16	55	44	29	0	744	1562		
	GLOBUS	M18	0	0	0	0	0	0	0	0	0	0	0	0	0	0	0	0	10	0	0	0	0	0	0	10	0	0	0	0	0	0	0	0	0	0	0	0	0	10		
	KAUFLAND	M19	0	0	0	0	0	0	0	0	0	0	0	0	0	0	0	0	21	0	0	0	0	0	0	21	0	0	0	0	0	0	0	0	0	0	0	0	0	21		
	PENNY MARKET	M20	0	0	0	0	0	0	0	0	0	0	0	0	0	0	0	0	0	0	0	0	0	0	0	0	0	0	0	0	0	0	0	0	0	0	0	0	0			
	ALBERT	M21	0	0	0	0	0	0	0	0	0	0	0	0	0	0	0	0	0	0	0	0	0	0	0	0	0	0	0	0	0	0	0	0	0	0	0	0	0			
	LIDL	M22	0	0	0	0	0	0	0	0	0	0	0	0	0	0	0	0	0	6	0	0	0	0	0	0	6	0	0	0	0	0	0	0	0	0	0	0	0	6		
	OC SILESIA	M23	0	0	0	0	0	0	0	0	0	0	0	0	0	0	0	0	0	11	0	0	0	0	0	0	11	0	0	0	0	0	0	0	0	0	0	0	0	11		
SUMA			71	8	16	75	12	78	17	59	253	51	20	11	1	3	89	7	987	12	12	2	0	6	15	1805	10	28	61	36	280	46	139	16	55	44	29	0	744	2549		
VJEZDY	MK	VÁVROVICE	V01	0	0	0	0	0	0	0	0	0	0	0	0	0	0	0	0	7	0	0	0	0	0	0	7	0	0	0	0	0	0	0	0	0	0	0	0	0	7	
	57	KRNOV	V02	0	0	0	0	0	0	0	0	0	0	0	0	0	0	0	0	25	0	0	0	0	0	0	25	0	0	0	0	0	0	0	0	0	0	0	0	0	25	
	11	BRUNTÁL	V03	0	0	0	0	0	0	0	0	0	0	0	0	0	0	0	0	62	0	0	0	0	0	0	62	0	0	0	0	0	0	0	0	0	0	0	0	0	62	
	4609	ZLATNÍKY	V04	0	0	0	0	0	0	0	0	0	0	0	0	0	0	0	0	22	0	0	0	0	0	0	22	0	0	0	0	0	0	0	0	0	0	0	0	22		
	46	OLOMOUC	V05	0	0	0	0	0	0	0	0	0	0	0	0	0	0	0	0	159	0	0	0	0	0	0	159	0	0	0	0	0	0	0	0	0	0	0	0	159		
	443	UHLÍŘOV	V06	0	0	0	0	0	0	0	0	0	0	0	0	0	0	0	0	35	0	0	0	0	0	0	35	0	0	0	0	0	0	0	0	0	0	0	0	35		
	57	HRADEC N. M.	V07	0	0	0	0	0	0	0	0	0	0	0	0	0	0	0	0	102	0	0	0	0	0	0	102	0	0	0	0	0	0	0	0	0	0	0	0	102		
	464	RADUŇ	V08	0	0	0	0	0	0	0	0	0	0	0	0	0	0	0	0	15	0	0	0	0	0	0	15	0	0	0	0	0	0	0	0	0	0	0	0	15		
	11	OSTRAVA	V09	0	0	0	0	0	0	0	0	0	0	0	0	0	0	0	0	66	0	0	0	0	0	0	66	0	0	0	0	0	0	0	0	0	0	0	0	66		
	56	KRAVAŘE	V10	0	0	0	0	0	0	0	0	0	0	0	0	0	0	0	0	53	0	0	0	0	0	0	53	0	0	0	0	0	0	0	0	0	0	0	0	53		
	46	RATIBOŘ	V11	0	0	0	0	0	0	0	0	0	0	0	0	0	0	0	0	29	0	0	0	0	0	0	29	0	0	0	0	0	0	0	0	0	0	0	0	29		
	01129	PILSZCZ	V12	0	0	0	0	0	0	0	0	0	0	0	0	0	0	0	0	0	0	0	0	0	0	0	0	0	0	0	0	0	0	0	0	0	0	0	0	0		
SUMA			0	0	0	0	0	0	0	0	0	0	0	0	0	0	0	0	575	0	0	0	0	0	0	575	0	0	0	0	0	0	0	0	0	0	0	0	0	575		
CELKEM			71	8	16	75	12	78	17	59	253	51	20	11	1	3	89	7	1562	12	12	2	0	6	15	2380	10	28	61	36	280	46	139	16	55	44	29	0	744	3124		

TABULKA F2 - 6

JÍZDY TĚŽKÝCH VOZIDEL - M17
JÍZDY VOZIDEL ZA 24 HODIN V PRACOVNÍM DNU V ROCE 2006
HYPERNOVA

DO			OBLASTI OPAVY																							VJEZDY													CELKEM		
			01	02	03	04	05	06	07	08	09	10	11	12	13	14	15	M16	M17	M18	M19	M20	M21	M22	M23	SUMA	V01	V02	V03	V04	V05	V06	V07	V08	V09	V10	V11	V12		SUMA	
OBLASTI OPAVY	CENTRUM	OP01	0	0	0	0	0	0	0	0	0	0	0	0	0	0	0	4	0	0	0	0	0	0	0	4	0	0	0	0	0	0	0	0	0	0	0	0	0	0	4
	OKRUH	OP02	0	0	0	0	0	0	0	0	0	0	0	0	0	0	0	0	0	0	0	0	0	0	0	0	0	0	0	0	0	0	0	0	0	0	0	0	0		
	TYRŠOVA	OP03	0	0	0	0	0	0	0	0	0	0	0	0	0	0	0	1	0	0	0	0	0	0	0	1	0	0	0	0	0	0	0	0	0	0	0	0	0	1	
	BEZRUČOVO NÁMĚSTÍ	OP04	0	0	0	0	0	0	0	0	0	0	0	0	0	0	0	1	0	0	0	0	0	0	0	1	0	0	0	0	0	0	0	0	0	0	0	0	1		
	MAŘÁDKOVA	OP05	0	0	0	0	0	0	0	0	0	0	0	0	0	0	0	3	0	0	0	0	0	0	0	3	0	0	0	0	0	0	0	0	0	0	0	0	3		
	KATEŘINKY	OP06	0	0	0	0	0	0	0	0	0	0	0	0	0	0	0	1	0	0	0	0	0	0	0	1	0	0	0	0	0	0	0	0	0	0	0	0	1		
	TĚŠÍNSKÁ	OP07	0	0	0	0	0	0	0	0	0	0	0	0	0	0	0	0	0	0	0	0	0	0	0	0	0	0	0	0	0	0	0	0	0	0	0	0			
	KYLEŠOVICE	OP08	0	0	0	0	0	0	0	0	0	0	0	0	0	0	0	0	0	0	0	0	0	0	0	0	0	0	0	0	0	0	0	0	0	0	0	0			
	PŘEDMĚSTÍ	OP09	0	0	0	0	0	0	0	0	0	0	0	0	0	0	0	2	0	0	0	0	0	0	0	2	0	0	0	0	0	0	0	0	0	0	0	0	2		
	KRNOVSKÁ	OP10	0	0	0	0	0	0	0	0	0	0	0	0	0	0	0	2	0	0	0	0	0	0	0	2	0	0	0	0	0	0	0	0	0	0	0	0	2		
	WOLKEROVA	OP11	0	0	0	0	0	0	0	0	0	0	0	0	0	0	0	0	0	0	0	0	0	0	0	0	0	0	0	0	0	0	0	0	0	0	0	0			
	PŘEMYSLOVCŮ	OP12	0	0	0	0	0	0	0	0	0	0	0	0	0	0	0	0	0	0	0	0	0	0	0	0	0	0	0	0	0	0	0	0	0	0	0	0			
	FORMANKA	OP13	0	0	0	0	0	0	0	0	0	0	0	0	0	0	0	0	0	0	0	0	0	0	0	0	0	0	0	0	0	0	0	0	0	0	0	0			
	PALHANEC	OP14	0	0	0	0	0	0	0	0	0	0	0	0	0	0	0	0	0	0	0	0	0	0	0	0	0	0	0	0	0	0	0	0	0	0	0	0			
	OTICE	OP15	0	0	0	0	0	0	0	0	0	0	0	0	0	0	0	2	0	0	0	0	0	0	0	2	0	0	0	0	0	0	0	0	0	0	0	0	2		
HYPERMARKETY	TERNO	M16	0	0	0	0	0	0	0	0	0	0	0	0	0	0	0	0	0	0	0	0	0	0	0	0	0	0	0	0	0	0	0	0	0	0	0	0			
	HYPERNOVA	M17	2	0	1	6	1	0	0	3	1	0	0	0	0	2	1	0	0	0	0	0	0	2	19	1	7	0	0	14	0	10	2	11	4	1	0	50	69		
	GLOBUS	M18	0	0	0	0	0	0	0	0	0	0	0	0	0	0	0	0	0	0	0	0	0	0	0	0	0	0	0	0	0	0	0	0	0	0	0	0			
	KAUFLAND	M19	0	0	0	0	0	0	0	0	0	0	0	0	0	0	0	0	0	0	0	0	0	0	0	0	0	0	0	0	0	0	0	0	0	0	0	0			
	PENNY MARKET	M20	0	0	0	0	0	0	0	0	0	0	0	0	0	0	0	0	0	0	0	0	0	0	0	0	0	0	0	0	0	0	0	0	0	0	0				
	ALBERT	M21	0	0	0	0	0	0	0	0	0	0	0	0	0	0	0	0	0	0	0	0	0	0	0	0	0	0	0	0	0	0	0	0	0	0	0				
	LIDL	M22	0	0	0	0	0	0	0	0	0	0	0	0	0	0	0	0	0	0	0	0	0	0	0	0	0	0	0	0	0	0	0	0	0	0	0				
	OC SILESIA	M23	0	0	0	0	0	0	0	0	0	0	0	0	0	0	0	2	0	0	0	0	0	0	2	0	0	0	0	0	0	0	0	0	0	0	0	2			
SUMA			2	0	1	6	1	0	0	0	3	1	0	0	0	2	1	18	0	0	0	0	0	2	37	1	7	0	0	14	0	10	2	11	4	1	0	50	87		
VJEZDY	MK	VÁVROVICE	V01	0	0	0	0	0	0	0	0	0	0	0	0	0	0	2	0	0	0	0	0	0	2	0	0	0	0	0	0	0	0	0	0	0	0	0	2		
	57	KRNOV	V02	0	0	0	0	0	0	0	0	0	0	0	0	0	0	10	0	0	0	0	0	0	10	0	0	0	0	0	0	0	0	0	0	0	0	0	10		
	11	BRUNTÁL	V03	0	0	0	0	0	0	0	0	0	0	0	0	0	0	1	0	0	0	0	0	0	1	0	0	0	0	0	0	0	0	0	0	0	0	0	1		
	4609	ZLATNÍKY	V04	0	0	0	0	0	0	0	0	0	0	0	0	0	0	0	0	0	0	0	0	0	0	0	0	0	0	0	0	0	0	0	0	0	0	0			
	46	OLOMOUC	V05	0	0	0	0	0	0	0	0	0	0	0	0	0	0	11	0	0	0	0	0	0	11	0	0	0	0	0	0	0	0	0	0	0	0	0	11		
	443	UHLÍŘOV	V06	0	0	0	0	0	0	0	0	0	0	0	0	0	0	1	0	0	0	0	0	0	1	0	0	0	0	0	0	0	0	0	0	0	0	1			
	57	HRADEC N. M.	V07	0	0	0	0	0	0	0	0	0	0	0	0	0	0	10	0	0	0	0	0	0	10	0	0	0	0	0	0	0	0	0	0	0	0	0	10		
	464	RADUŇ	V08	0	0	0	0	0	0	0	0	0	0	0	0	0	0	0	0	0	0	0	0	0	0	0	0	0	0	0	0	0	0	0	0	0	0	0			
	11	OSTRAVA	V09	0	0	0	0	0	0	0	0	0	0	0	0	0	0	10	0	0	0	0	0	0	10	0	0	0	0	0	0	0	0	0	0	0	0	0	10		
	56	KRAVAŘE	V10	0	0	0	0	0	0	0	0	0	0	0	0	0	0	6	0	0	0	0	0	0	6	0	0	0	0	0	0	0	0	0	0	0	0	6			
	46	RATIBOŘ	V11	0	0	0	0	0	0	0	0	0	0	0	0	0	0	0	0	0	0	0	0	0	0	0	0	0	0	0	0	0	0	0	0	0	0	0			
	01129	PILSZCZ	V12	0	0	0	0	0	0	0	0	0	0	0	0	0	0	0	0	0	0	0	0	0	0	0	0	0	0	0	0	0	0	0	0	0	0	0			
SUMA			0	0	0	0	0	0	0	0	0	0	0	0	0	0	0	51	0	0	0	0	0	0	51	0	0	0	0	0	0	0	0	0	0	0	0	0	51		
CELKEM			2	0	1	6	1	0	0	0	3	1	0	0	0	2	1	69	0	0	0	0	0	2	88	1	7	0	0	14	0	10	2	11	4	1	0	50	138		

TABULKA F2 - 7

JÍZDY KAMIONŮ - M17

JÍZDY VOZIDEL ZA 24 HODIN V PRACOVNÍM DNU V ROCE 2006

HYPERNOVA

TAHAČE A NÁVĚŠY JSOU ZAPOČTENY JAKO SAMOSTATNÁ VOZIDLA,
POČET SOUPRAV JE POLOVIČNÍ NEŽ UVEDENÉ HODNOTY

[illegible]

TABULKA F2 - 8